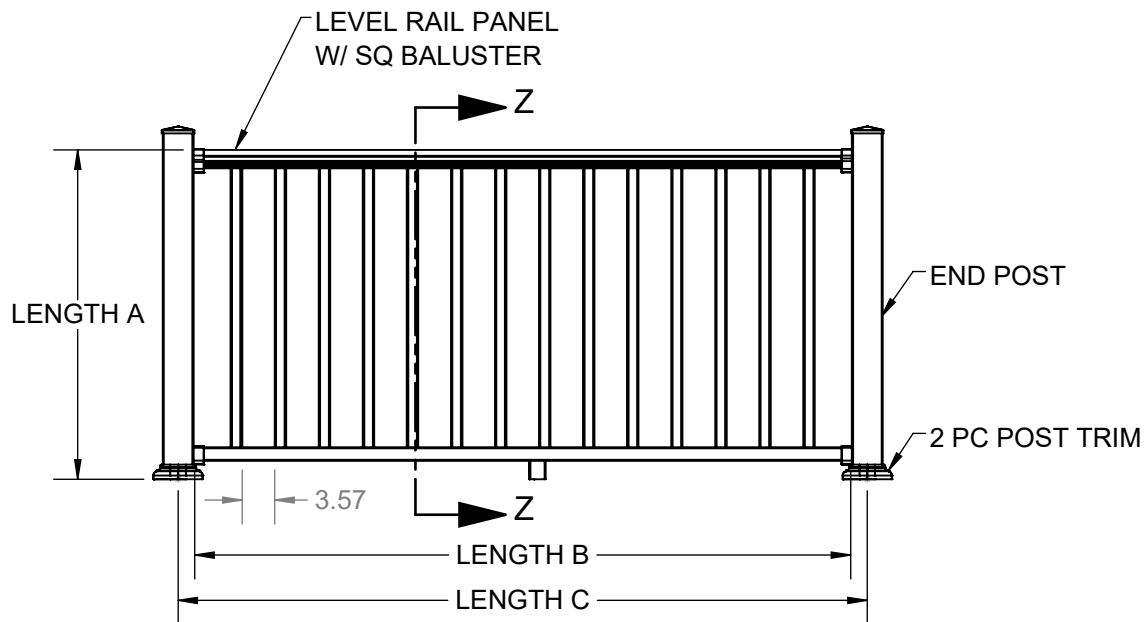
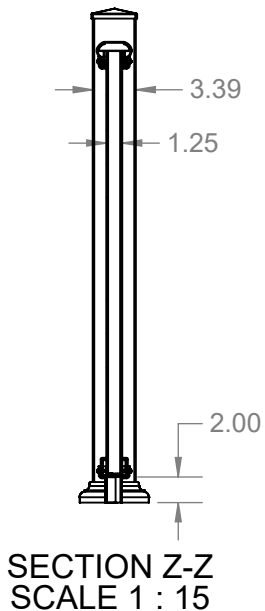
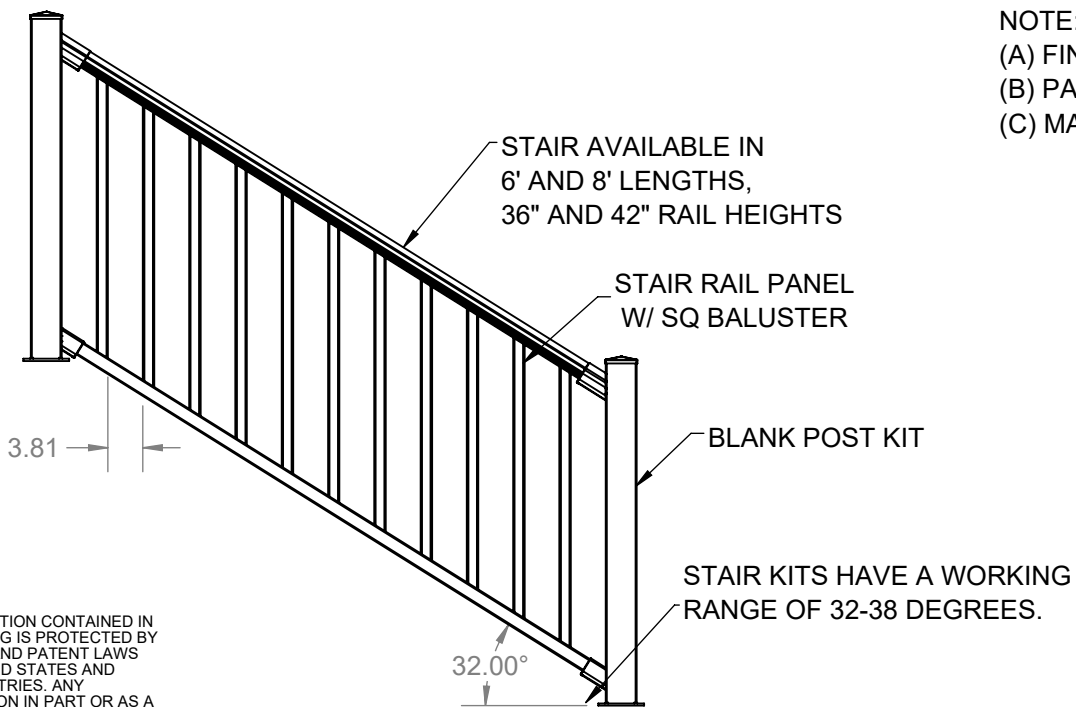


# TITAN LEVEL AND STAIR RAIL DETAILS



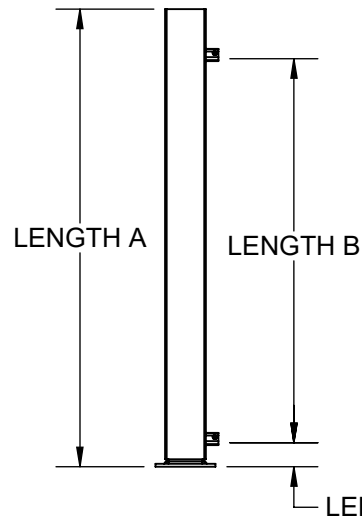
NOTE:  
 (A) FINISHED RAIL HEIGHT = 36", 42"  
 (B) PANEL LENGTH = 71.75", 95.75", 119.75"  
 (C) MAX SPANS = 98.5X42" IBC, 98.5X36" IRC



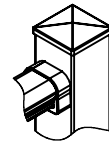
THE INFORMATION CONTAINED IN THIS DRAWING IS PROTECTED BY COPYRIGHT AND PATENT LAWS OF THE UNITED STATES AND OTHER COUNTRIES. ANY REPRODUCTION IN PART OR AS A WHOLE WITHOUT WRITTEN PERMISSION IS PROHIBITED.

<b>Barrette</b> OUTDOOR LIVING		
DRAWN: RP	DATE: 4/5/2018	APPROVED:
DESCRIPTION: <b>TITAN LEVEL AND STAIR RAIL</b>		
SHEET 1 OF 3	REVISION	PART NUMBER
SCALE 1:21		<b>N/A</b>
WEIGHT: N/A		

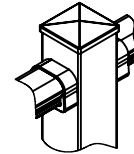
## TITAN COMPONENT DETAILS




NOTE:  
 A = 38", 44", 48"  
 B = 32", 38"  
 C = 2"



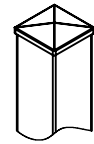
END POST



LINE POST



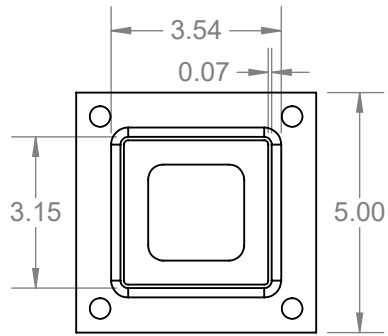
CORNER POST



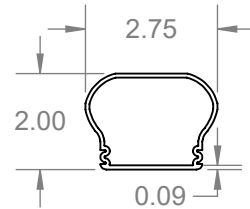
BLANK POST

NOTE: Includes steel post, vinyl sleeve, brackets with covers (except blank posts), trim ring, vinyl shims.

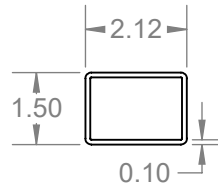
## TITAN PROFILES



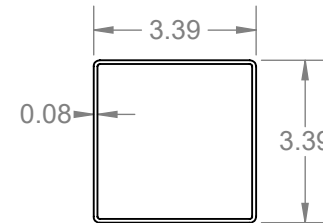
TITAN STEEL POST



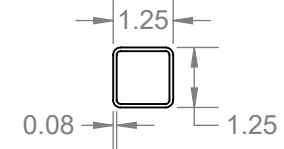
TITAN TOP RAIL



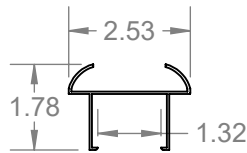
TITAN BTM RAIL



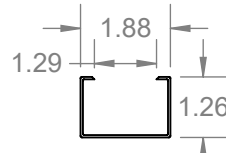
TITAN VINYL SLEEVE (TYPICAL)



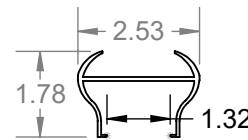
1.25" SQ BALUSTER



TITAN TOP STIFFENER



TITAN BTM STIFFENER



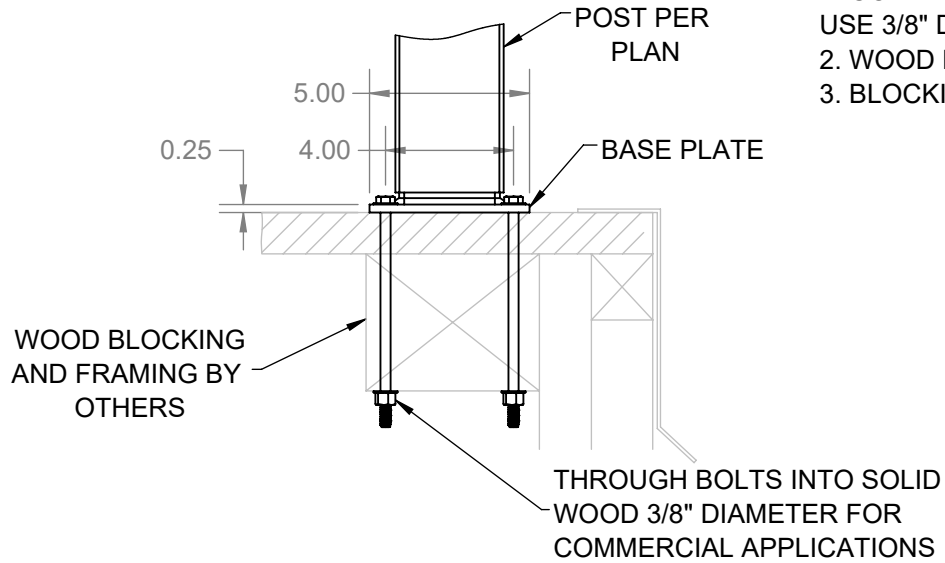
(10') TITAN TOP STIFFENER

THE INFORMATION CONTAINED IN THIS DRAWING IS PROTECTED BY COPYRIGHT AND PATENT LAWS OF THE UNITED STATES AND OTHER COUNTRIES. ANY REPRODUCTION IN PART OR AS A WHOLE WITHOUT WRITTEN PERMISSION IS PROHIBITED.

<b>Barrette</b> OUTDOOR LIVING		
DRAWN: RP	DATE: 4/5/2018	APPROVED:
<b>TITAN COMPONENT DETAILS</b>		
SHEET 2 OF 3	REVISION	PART NUMBER
SCALE 1:4		<b>N/A</b>
WEIGHT: N/A		

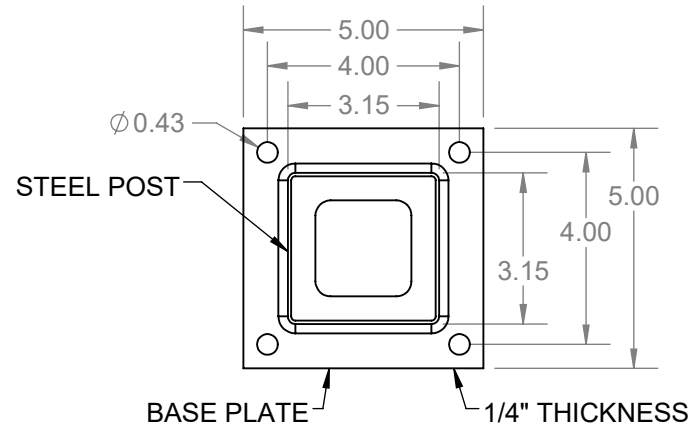
# TITAN SURFACE MOUNT AND POST DETAILS

## POST BASE CONNECTION INTO WOOD WITH THROUGH BOLTS

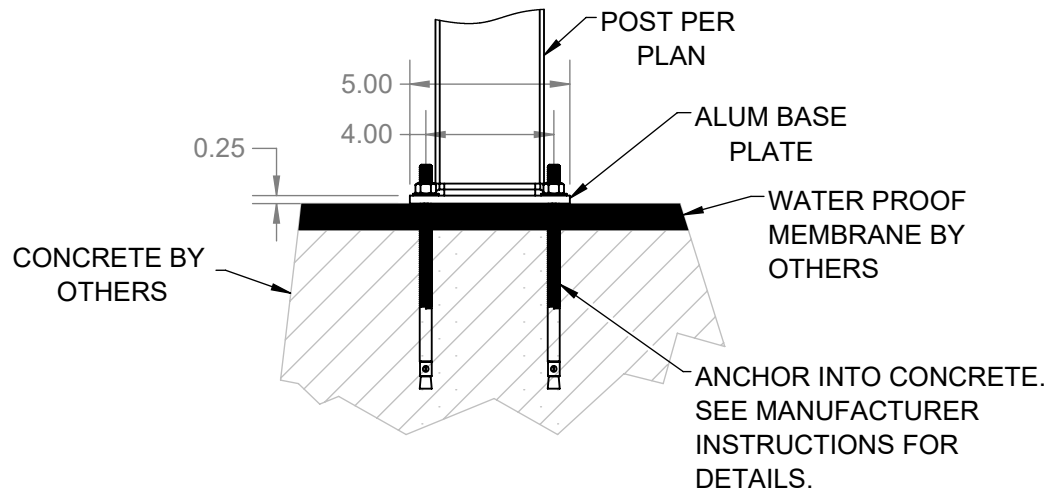


**NOTE:**

1. COMMERCIAL APPLICATIONS ARE ALWAYS BOLTED, USE 3/8" DIAMETER A307 THROUGH BOLTS INTO SOLID WOOD BLOCKING.
2. WOOD BLOCKING BY OTHERS.
3. BLOCKING MUST BE DESIGNED TO WITHSTAND PROPER LOADING.



## POST BASE CONNECTION INTO CONCRETE WITH WEDGE ANCHORS



THE INFORMATION CONTAINED IN THIS DRAWING IS PROTECTED BY COPYRIGHT AND PATENT LAWS OF THE UNITED STATES AND OTHER COUNTRIES. ANY REPRODUCTION IN PART OR AS A WHOLE WITHOUT WRITTEN PERMISSION IS PROHIBITED.

<b>Barrette</b> OUTDOOR LIVING		
DRAWN: RP	DATE: 4/5/2018	APPROVED:
DESCRIPTION: <b>TITAN POST MOUNT DETAILS</b>		
SHEET 3 OF 3	REVISION	PART NUMBER
SCALE 1:6	0	<b>N/A</b>
WEIGHT: N/A		