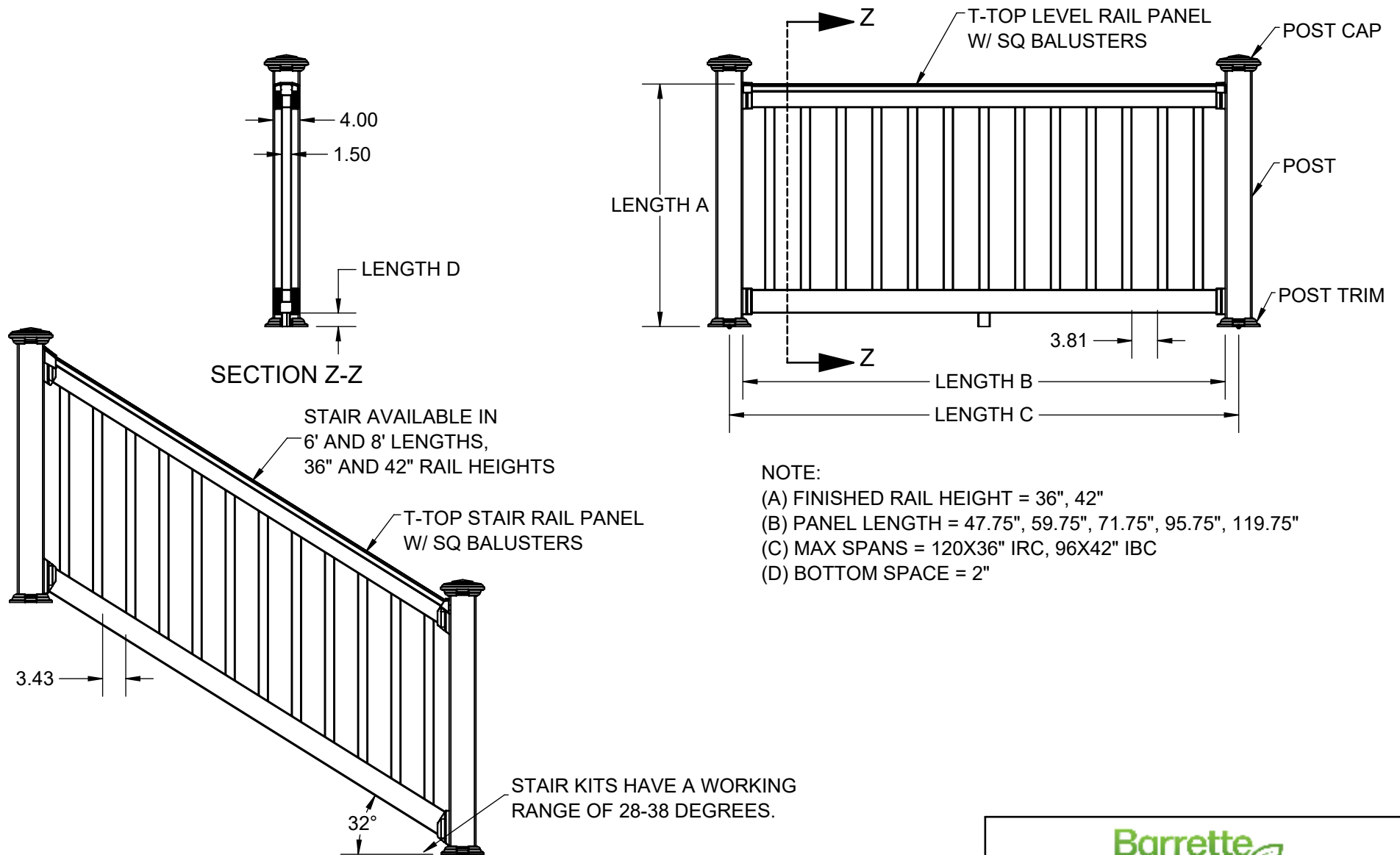


FINYL LINE T-TOP LEVEL AND STAIR RAIL DETAILS



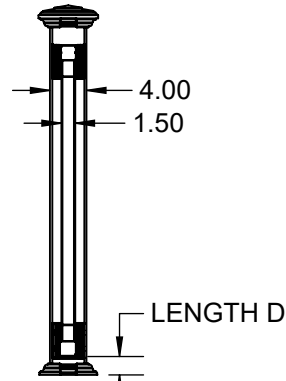
NOTE:
 (A) FINISHED RAIL HEIGHT = 36", 42"
 (B) PANEL LENGTH = 47.75", 59.75", 71.75", 95.75", 119.75"
 (C) MAX SPANS = 120X36" IRC, 96X42" IBC
 (D) BOTTOM SPACE = 2"

THE INFORMATION CONTAINED IN THIS DRAWING IS PROTECTED BY COPYRIGHT AND PATENT LAWS OF THE UNITED STATES AND OTHER COUNTRIES. ANY REPRODUCTION IN PART OR AS A WHOLE WITHOUT WRITTEN PERMISSION IS PROHIBITED.

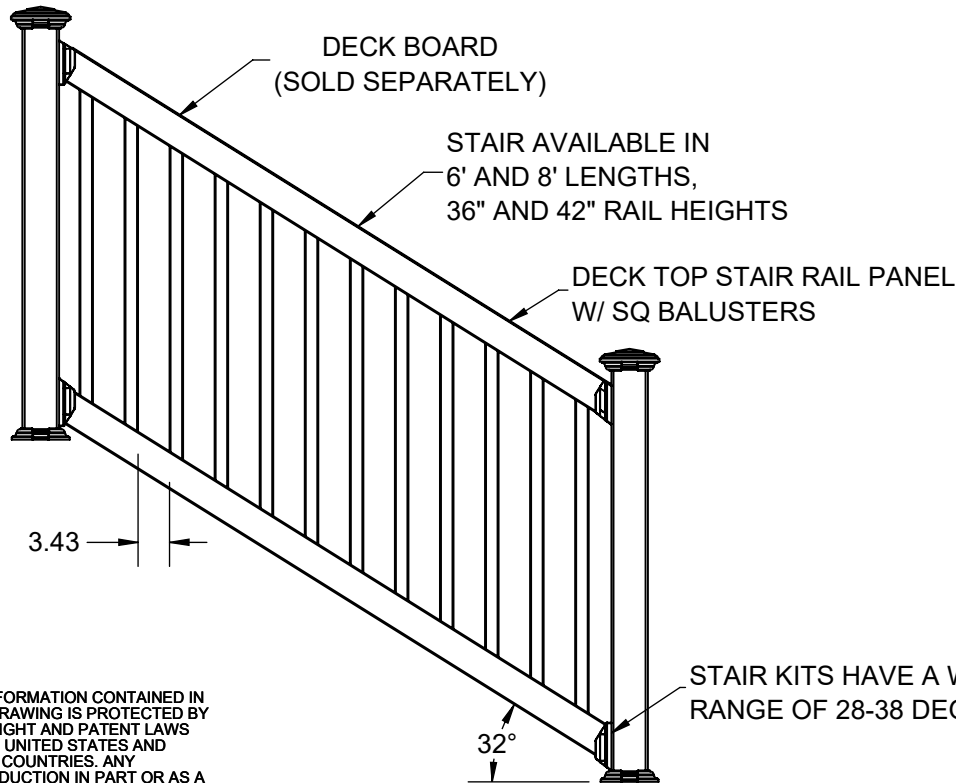
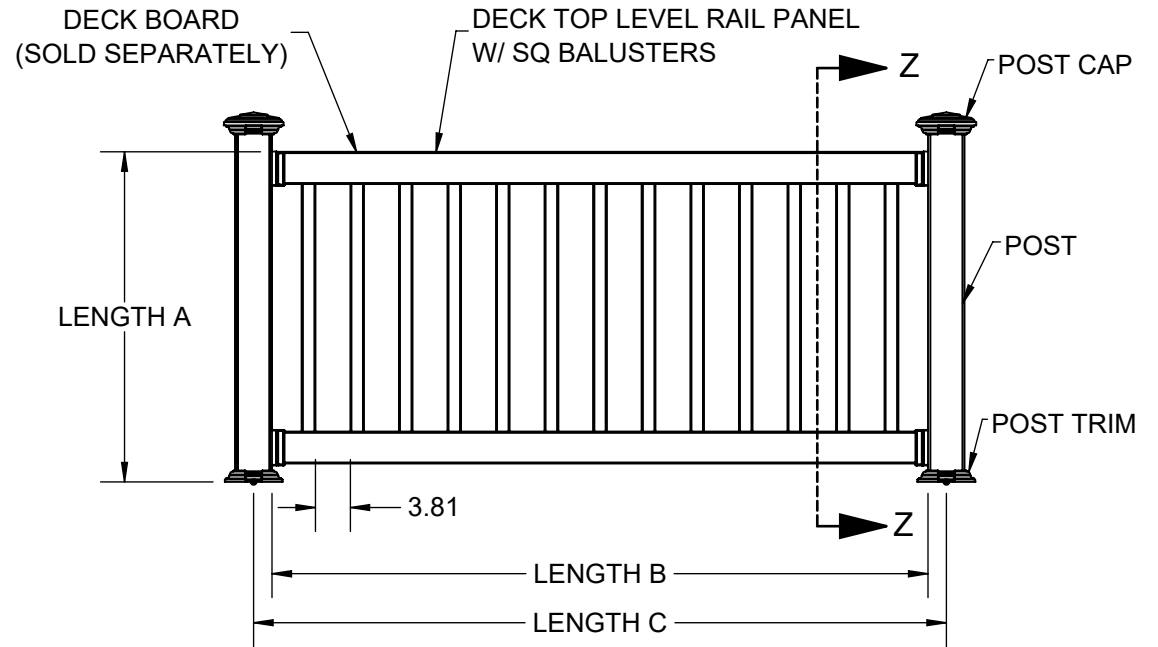
1	CMJ	3/11/2022	N/A	ADDED FINYL T-TOP DSP DETAIL SHEET
REV	BY	DATE	PCR	DESCRIPTION

Barrette OUTDOOR LIVING			
DRAWN: TB	DATE: 11/19/2021	APPROVED: CH	
DESCRIPTION: FINYL LINE T-TOP LEVEL AND STAIR RAIL			
SHEET 1 OF 6	REVISION	PART NUMBER	
SCALE 1:21	1	N/A	
WEIGHT: N/A			

FINYL LINE DECK TOP LEVEL AND STAIR RAIL DETAILS



SECTION Z-Z



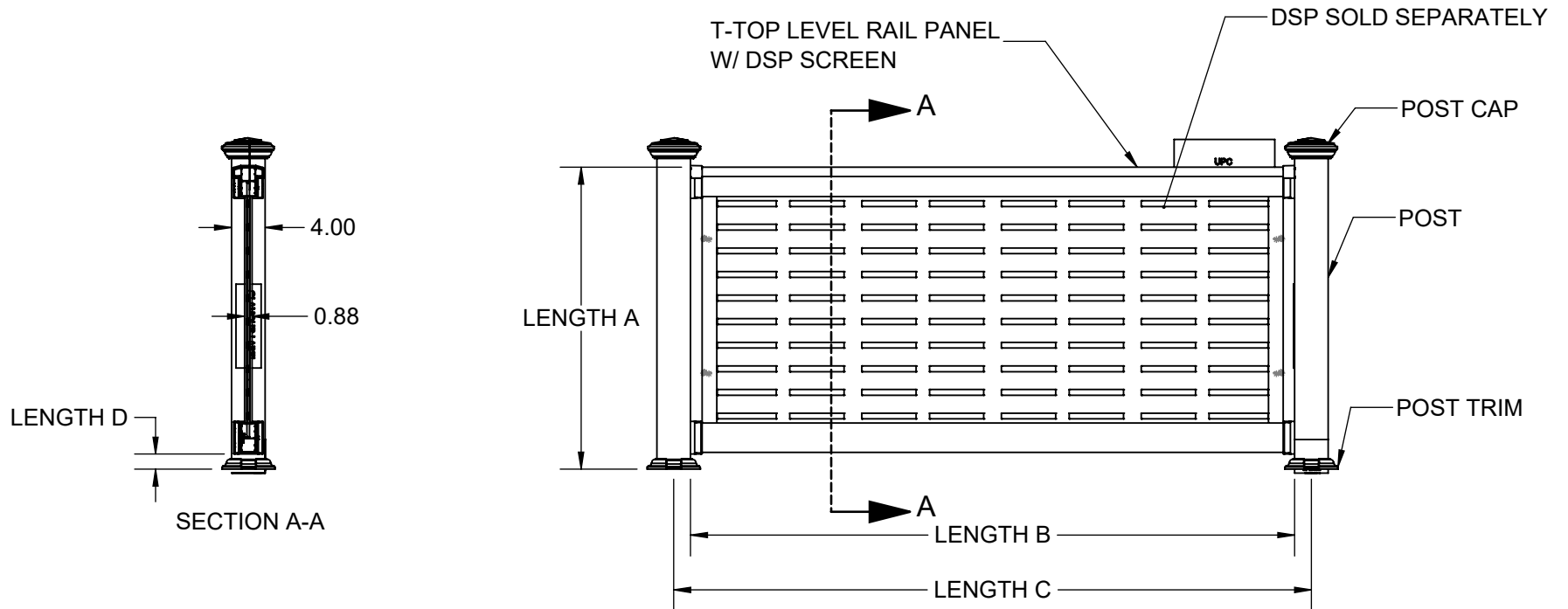
NOTE:

- (A) FINISHED RAIL HEIGHT (TOP OF RAIL TO FLOOR) = 36", 42"
- (B) PANEL LENGTH = 47.75", 59.75", 71.75", 95.75", 119.75"
- (C) MAX SPANS = 120X36" IRC, 96X42" IBC
- (D) BOTTOM SPACE = 2"

THE INFORMATION CONTAINED IN THIS DRAWING IS PROTECTED BY COPYRIGHT AND PATENT LAWS OF THE UNITED STATES AND OTHER COUNTRIES. ANY REPRODUCTION IN PART OR AS A WHOLE WITHOUT WRITTEN PERMISSION IS PROHIBITED.

Barrette OUTDOOR LIVING		
DRAWN: TB	DATE: 11/19/2021	APPROVED: CH
DESCRIPTION: FINYL LINE DECK TOP LEVEL AND STAIR RAIL		
SHEET 2 OF 6	REVISION	PART NUMBER
SCALE 1:21	1	N/A
WEIGHT: N/A		

FINYL T-TOP DSP LEVEL RAIL DETAIL



NOTES:

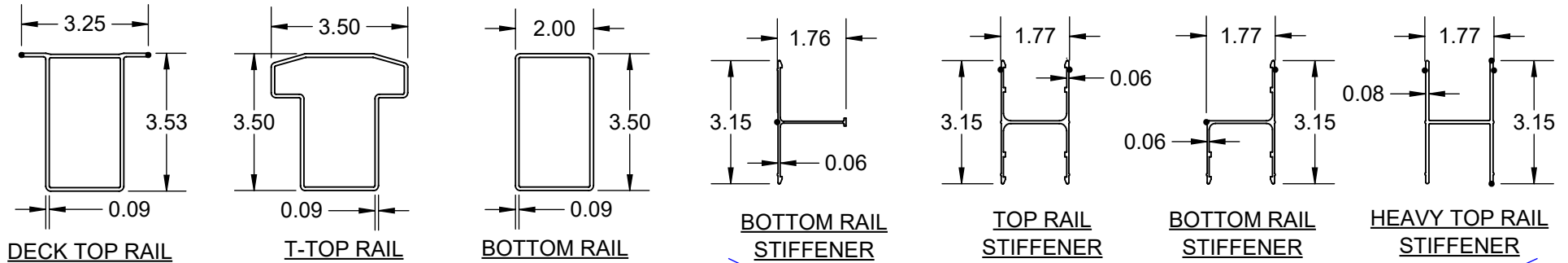
- (A) FINISHED RAIL HEIGHT (TOP OF RAIL TO FLOOR) = 36"
- (B) PANEL LENGTH = 71.75"
- (C) MAX SPANS = 76" x 36" IRC
- (D) BOTTOM SPACE = 2"

THE INFORMATION CONTAINED IN THIS DRAWING IS PROTECTED BY COPYRIGHT AND PATENT LAWS OF THE UNITED STATES AND OTHER COUNTRIES. ANY REPRODUCTION IN PART OR AS A WHOLE WITHOUT WRITTEN PERMISSION IS PROHIBITED.

Barrette OUTDOOR LIVING		
DRAWN: TB	DATE: 11/19/2021	APPROVED: CH
DESCRIPTION: FINYL T-TOP LEVEL RAIL		
SHEET 3 OF 6	REVISION	PART NUMBER
SCALE 1:20	1	N/A
WEIGHT: 171.18		

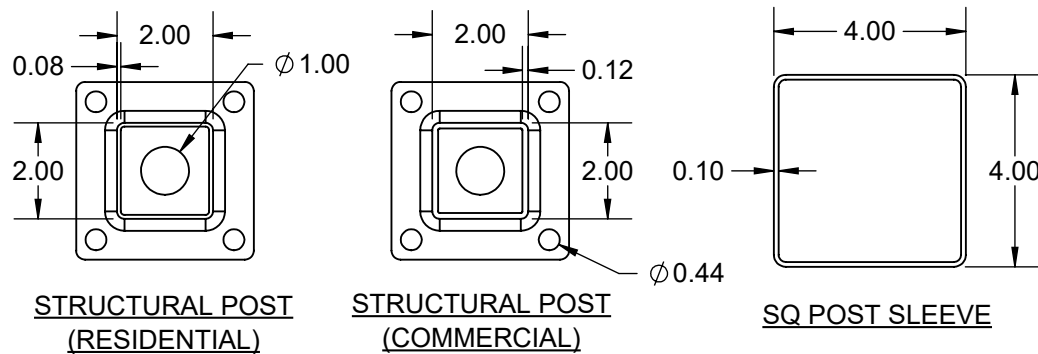
TOP AND BOTTOM RAIL

NOTE: STIFFENER SELECTION DEPENDS ON SPAN OF SELECTION. SEE PFS TECO RESEARCH REPORT 0112

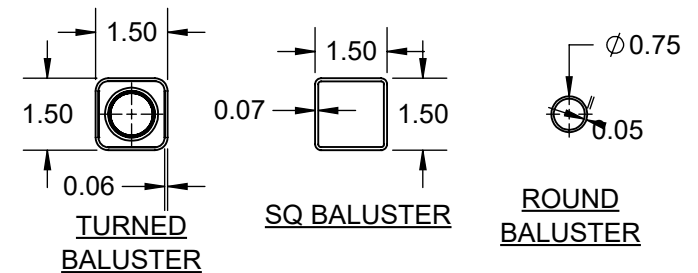


SEE CODE DOC

POST COMPONENTS



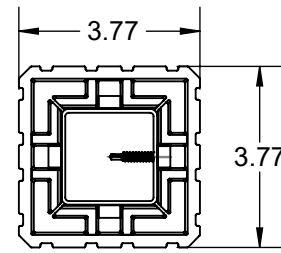
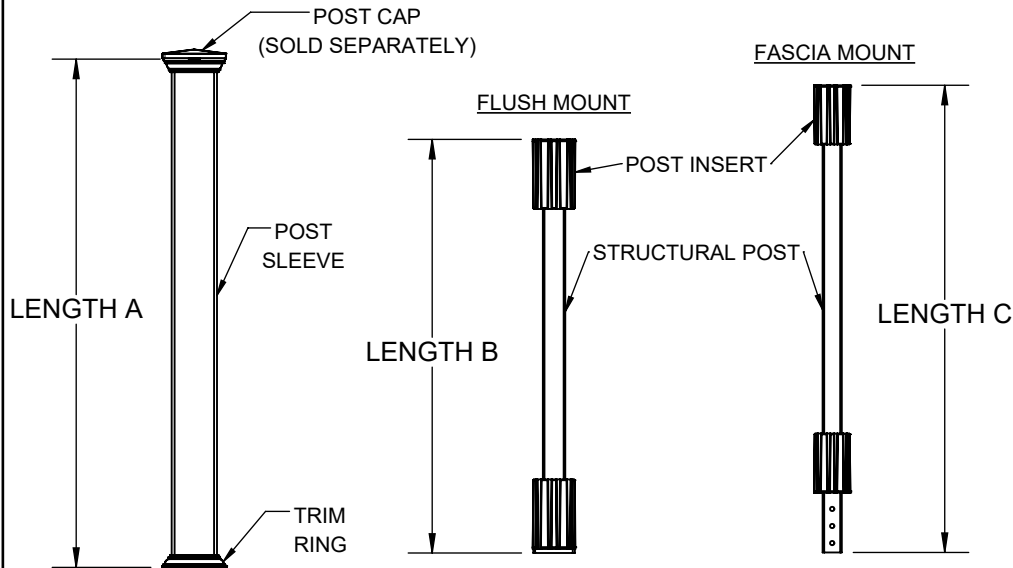
BALUSTERS



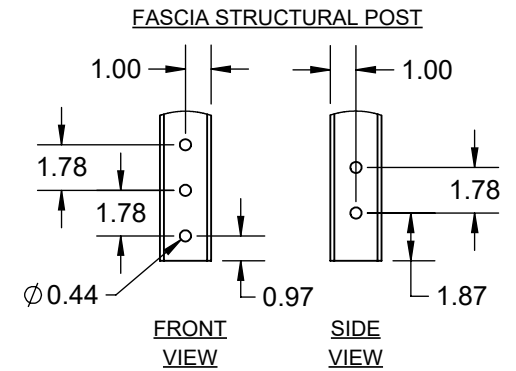
THE INFORMATION CONTAINED IN THIS DRAWING IS PROTECTED BY COPYRIGHT AND PATENT LAWS OF THE UNITED STATES AND OTHER COUNTRIES. ANY REPRODUCTION IN PART OR AS A WHOLE WITHOUT WRITTEN PERMISSION IS PROHIBITED.

Barrette OUTDOOR LIVING		
DRAWN: TB	DATE: 11/19/2021	APPROVED: CH
DESCRIPTION: FINYL LINE PROFILE DETAILS		
SHEET 4 OF 6	REVISION	PART NUMBER
SCALE 1:4	1	N/A
WEIGHT: N/A		

FINYL LINE POST AND MOUNT DETAILS



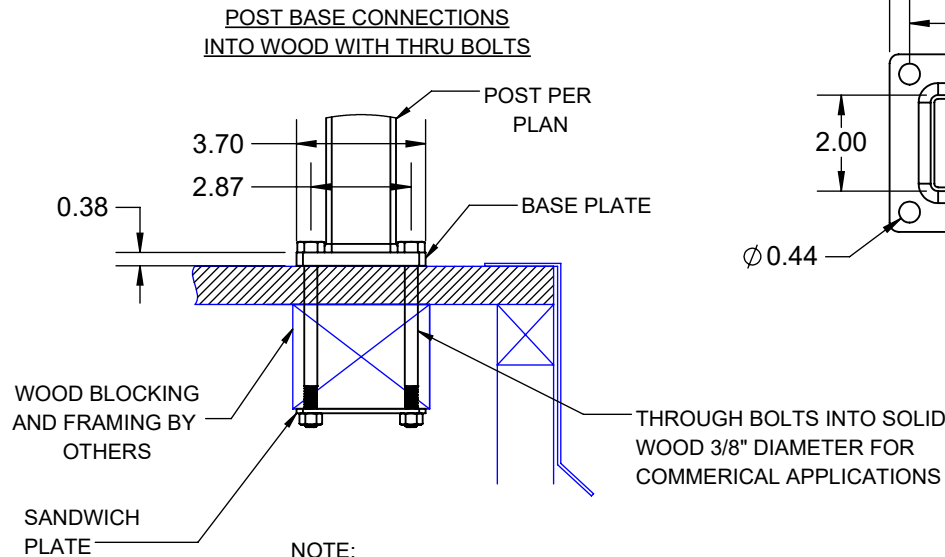
POST INSERT
TOP VIEW



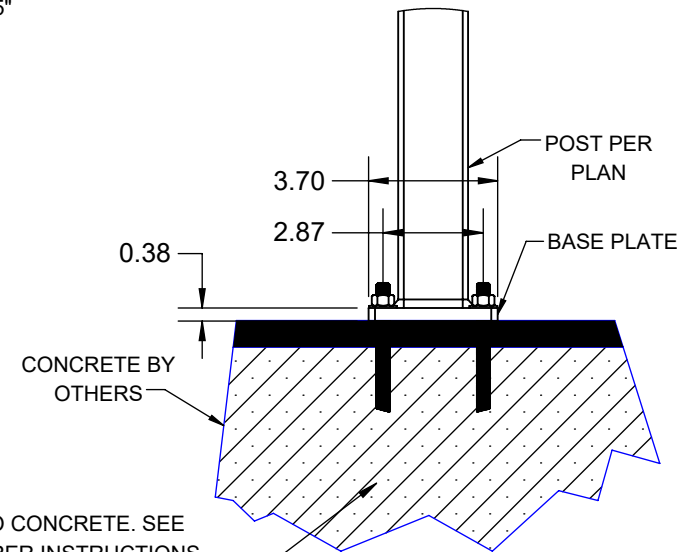
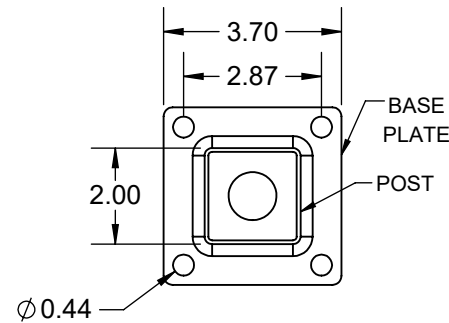
FASCIA STRUCTURAL POST

NOTE:
 (A) = 39", 45", 54", 100", 108", 120"
 (B) = 36.625", 42.625"
 (C) = 42.625", 48.625"

POST BASE CONNECTION INTO
CONCRETE W/ WEDGE ANCHORS



NOTE:
 1. COMMERCIAL APPLICATIONS ARE ALWAYS BOLTED, USE 3/8" DIAMETER A307 THROUGH BOLTS (MIN 5" LENGTH) INTO SOLID WOOD BLOCKING (MIN 4" EMBEDMENT DEPTH).
 2. WOOD BLOCKING BY OTHERS.
 3. BLOCKING MUST BE DESIGNED TO WITHSTAND PROPER LOADING.

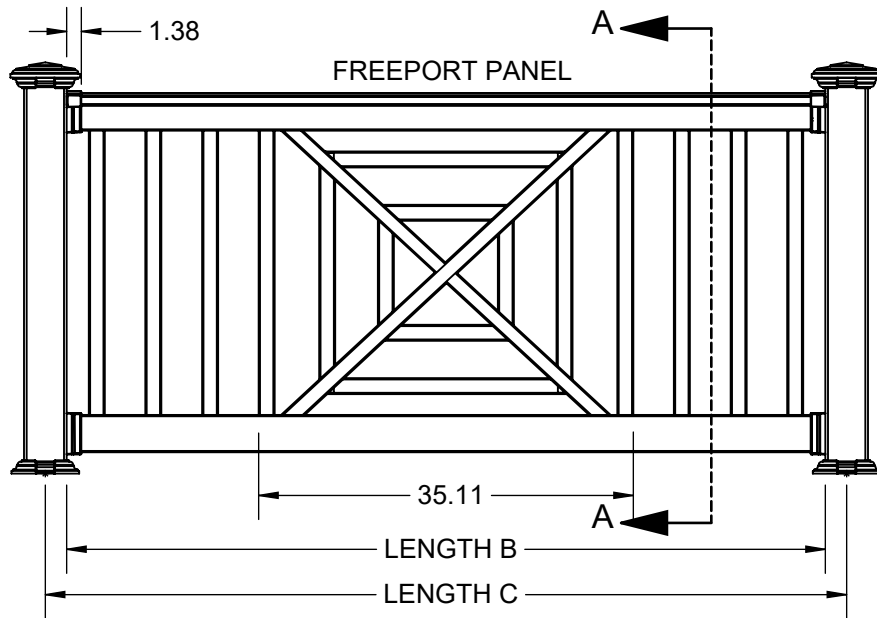


ANCHOR INTO CONCRETE. SEE MANUFACTURER INSTRUCTIONS FOR DETAILS.

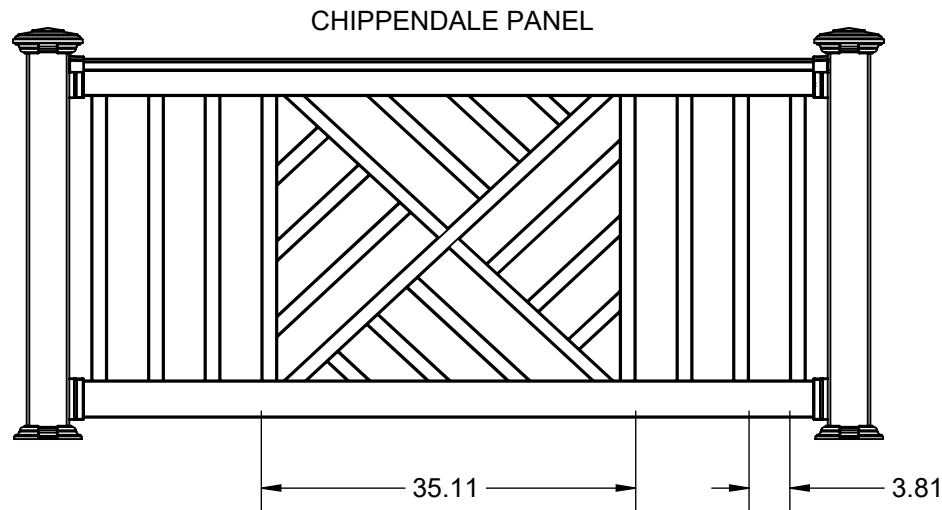
THE INFORMATION CONTAINED IN THIS DRAWING IS PROTECTED BY COPYRIGHT AND PATENT LAWS OF THE UNITED STATES AND OTHER COUNTRIES. ANY REPRODUCTION IN PART OR AS A WHOLE WITHOUT WRITTEN PERMISSION IS PROHIBITED.

TOLERANCES							
FRACTION	±1/16	DRAWN:	TB	DATE:	6/7/2021	APPROVED:	CH
XX	±0.01	DESCRIPTION:					
XXX	±0.005	FINYL LINE POST & MOUNT DETAILS					
ANGLE	±1.0°	SHEET 5 OF 6		REVISION	PART NUMBER		
FINISH	125 RMS	SCALE 1:15			N/A		
UNLESS OTHERWISE SPECIFIED		WEIGHT: N/A					

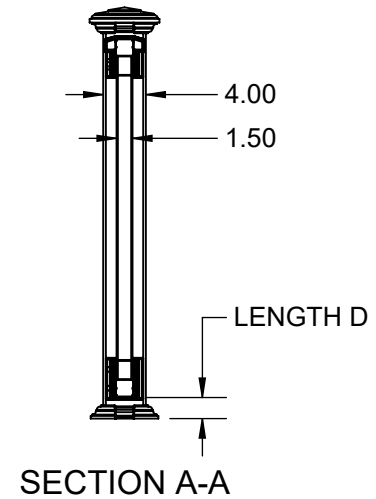
FINYL LINE T-TOP DECORATIVE INFILL LEVEL RAIL DETAIL



MINIMUM PANEL WIDTH: $35.11 + 2(1.38) = 37.87$



MINIMUM PANEL WIDTH: $35.11 + 2(1.38) = 37.87$



NOTE:

- (A) FINISHED RAIL HEIGHT = 36"
- (B) PANEL LENGTH = 71.75", 95.75", 119.75"
- (C) MAX SPANS = 117.25" X 36" IRC
- (D) BOTTOM SPACE = 2"

THE INFORMATION CONTAINED IN THIS DRAWING IS PROTECTED BY COPYRIGHT AND PATENT LAWS OF THE UNITED STATES AND OTHER COUNTRIES. ANY REPRODUCTION IN PART OR AS A WHOLE WITHOUT WRITTEN PERMISSION IS PROHIBITED.

TOLERANCES							
FRACTION	±1/16	DRAWN:	TB	DATE:	11/19/2021	APPROVED:	CH
XX	±0.01	DESCRIPTION:					
XXX	±0.005	FINYL LINE T-TOP DECORATIVE INFILL					
ANGLE	±1.0°	SHEET 6 OF 6		REVISION	PART NUMBER		
FINISH	125 RMS	SCALE 1:15			N/A		
UNLESS OTHERWISE SPECIFIED		WEIGHT: N/A					