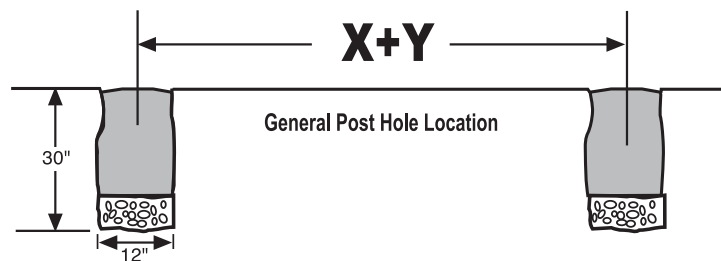
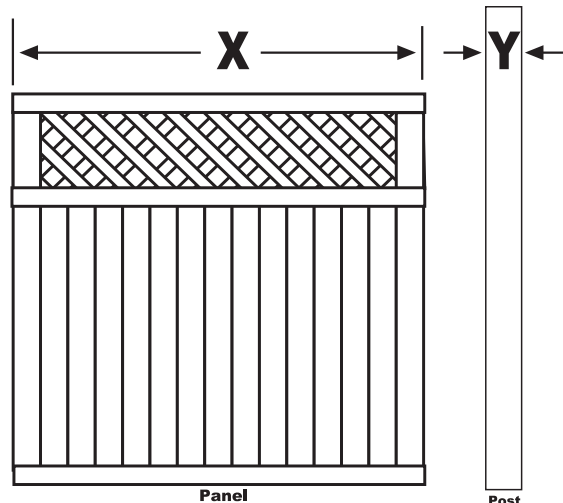


# Easy Three Step Installation

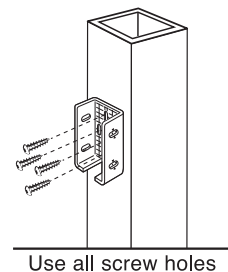

## 1) Locating Posts

- Measure width of panel (x), add width of post (y)
- Dig post holes 12" in diameter by 30" deep
- Only dig enough holes to install 3-4 sections of fence at a time



## 2) Attach Brackets

- Mark position for rail brackets on post according to post location
- Attach rail brackets to post



## 3) Install Panels

- Slide panels into brackets
- Attach panel to brackets on post
- Add concrete according to manufactureres instructions

